

Psychiatry Clerkship Syllabus




Academic Year 2024-2025

Section A – Psychiatry Clerkship Curriculum	2
Clerkship Information	2
General Clerkship Information and Contacts	2
Clerkship Description	3
Clerkship Learning Objectives	3
Clerkship Requirements	3
Attendance Requirements	3
Required/Recommended Reading and Resources	4
Didactic/Interactive Learning/Simulation Sessions (Schedule)	4
Required Clinical Experiences: Procedures and Diagnoses (Px/Dx) Log	4
Px/Dx Alternative Experiences	5
Observable Learning Activities/Other Requirements	6
Clerkship Specific Assessment Process	6
Mid-Clerkship Formative Assessment	6
Summative Clinical Assessment	6
NBME Shelf Exam	6
Calculating the Final Grade	6
Additional Clerkship Information	7
Helpful Tips	7
Section B – Clerkship Policy and Resources	8
General Information	8
Learning Environment Office	8
Educational Program Objectives	8
Attendance Requirements	9
Required Clinical Experiences: Procedures and Diagnosis (Px/Dx) Additional Information	9
Assessment Process	10
Conflict of Interest	10
Standardized Grading Process	10
Required Student Evaluation	12
Deadline Compliance	12
Additional Resources	13
Rural Health Professions Program	13
Urgent/Emergent Health Care Services	13
Expectations for Mobile Communication	14
Accessibility and Accommodations	14
one45: Curriculum Management System	14
OASIS: Course Schedule	14
myTIPreport Formative Assessment Application	14
Student Use of University Sponsored Educational Material	14
Student Code of Conduct	15

Section A – Psychiatry Clerkship Curriculum

Clerkship Information

General Clerkship Information and Contacts

Credit Hours	4
Course Code	PSYP 835
Clerkship Length	4 weeks
Clerkship Website and Contacts	Psychiatry Clerkship Website and Contacts
Clerkship-Specific Resources	Psychiatry Clerkship Resources , UArizona Health Library , OASIS , one45
Clinical Sites	For a list and description of clerkship sites, please see: Clerkship Resources
Prerequisites	All students must successfully pass all pre-clerkship courses* to progress to the third year. Additionally, the clerkship-specific Personal Professional Development (PPD) curricular elements listed in the PPD A syllabus must be completed as a prerequisite for the Psychiatry Clerkship. Link to Policy: Enrollment, Sequencing and Grading for Pre-Clerkships Policy
Clerkship Director: Scott Grogan, MD 	Office Phone: 602-521-3603 UArizona Email: swgrogan@arizona.edu Office Location: Edwards Medical Plaza, Suite 320 1300 N 12 th St. Phoenix, AZ 85006
Clerkship Co-Director: Sabhya Kumar, MD 	Office Phone: 602-521-3600 UArizona Email: sabhya@arizona.edu Preferred: Sabhya.Kumar@bannerhealth.com Office Location: Edwards Medical Plaza, Suite 320 1300 N 12th St. Phoenix, AZ 85006
Clerkship Coordinator: Huda Biout 	Office Phone: 602-827-2653 UArizona Email: hudashrourou@arizona.edu Office Location: Health Sciences Education Building (HSEB), B512B 435 N 5 th St. Phoenix, AZ 85004
Psychiatry Coordinator: Vanessa Berry	Office Phone: 602-521-3603 Email: vanessa.berry@bannerhealth.com Office Location: Banner - University Medical Center Phoenix 1300 N 12th St., Suite 320 Phoenix, AZ 85006

Course* = Any component of the curriculum where a grade is earned.

Clerkship Description

The Psychiatry Clerkship utilizes a variety of supervised clinical settings exposing students to a broad array of patients as well as organized interactive learning experiences and directed readings allowing motivated students to establish a solid foundation of skills and knowledge for their future career choices.

Clerkship Learning Objectives

Each Psychiatry Clerkship objective listed below has been mapped with relevant competencies, i.e., patient care, medical knowledge, clinical appraisal and quality improvements, interpersonal and communication skills, professionalism and societal awareness and responsiveness and is available within [one45](#).

1. Elicit and accurately document a complete psychiatric history and the mental status examination
2. Perform an appropriate physical exam on patients with presumed psychiatric disorders
3. Perform screening exams for common psychiatric disorders
4. Formulate a differential diagnosis and plan for assessment of common presenting signs and symptoms of psychiatric disorders
5. Perform cognitive assessments to evaluate new patients and monitor patients with suspected cognitive impairment
6. Discuss typical presentations of substance use disorders in general medical and psychiatric clinical settings
7. Compare and contrast the clinical features and course of common psychiatric disorders that present with associated psychotic features
8. Discuss the epidemiology of mental disorders and its effect on the healthcare system
9. Discuss the psychiatric clinical assessment and differential Psychiatric diagnosis for children and adolescents
10. Provide education about psychiatric illness and treatment options to designated patients
11. Discuss the common, currently available psychotropic medications
12. Discuss general features of common psychotherapies and recommend specific psychotherapy for designated patients in conjunction with or instead of other forms of treatment
13. Discuss the roles of relevant different physician sub-specialties and non-physician healthcare disciplines
14. Discuss the physician's role in advocacy for services for the mentally ill
15. Discuss the mental health and mental health care disparities experienced by racial and ethnic groups and the factors that contribute to them
16. Effectively analyze, evaluate, and synthesize information to provide effective, evidence-based patient care
17. Recognize own limitations, admit error, and improve behavior when provided with constructive feedback
18. Demonstrate an awareness of and practice ongoing reflection with legal, ethical and/or social issues related to the standards of medical practice including those unique to psychiatry
19. Demonstrate sensitivity and compassion with insight and understanding of human emotions
20. Demonstrate the ability to access databases for commonly prescribed abused medications during care of patients.

Clerkship Requirements

Attendance Requirements

All clerkship experiences are mandatory, and any absence must be recorded via the absence tracking system. To submit an absence request, please use [Formsite](#). All absences will be remediated as deemed appropriate by the clerkship director. Please see section B for College of Medicine- Phoenix (COM-P) attendance policies.

- The usual workday hours and on-call requirements are determined by each clinical site and reviewed during the site orientation.
- Specific dates, times and locations for orientation at each clinical site are provided via email in advance to starting the clerkship.
- Students are responsible to complete any pre-clerkship credentialing, on-boarding, etc. requirements in a timely manner.
- Excluding holidays, the clerkship's required interactive learning sessions (didactics) are scheduled Thursday

- afternoons as shared remote events for the entire group.
- Students are encouraged to bring their personal laptops to work each day allowing virtual telepsychiatry experiences, remote learning, etc.
- When scheduling allows students are typically excused from clinical services the last Thursday afternoon to use that time to prepare for the shelf exam.

Required/Recommended Reading and Resources

Students are provided a comprehensive list of topical reading resources available on-line through the UA Library, numerous topical recorded lectures and additional articles and handouts available through [one45](#). Students also receive a “Welcome to the Psychiatry Clerkship” orientation email sent out approximately two weeks in advance of starting the clerkship.

Recommended topical reading resources through UA Libraries available at [UArizona Health Library](#)

1. Textbook of Psychiatry, 7th Edition A.P.A. Publishing, 2019 (comprehensive textbook)
2. DSM-5 A.P.A. Publishing, 2013 (diagnostic criteria and Psychiatry glossary)
3. Pocket Guide to Psychiatry Practice (PGPP), Donald Black, A.P.A. Publishing, 2018
4. Case Files Psychiatry 5th Edition, Toy and Klamen, Lange, 2016 (case vignettes)
5. DSM-5 Clinical Cases, Barnhill, A.P.A. Publishing, 2013 (case vignettes)

Didactic/Interactive Learning/Simulation Sessions (Schedule)

Scheduled Interactive Topical Sessions include:

1. Recognition, assessment, and treatment of psychosis
2. Recognition, assessment, and treatment of affective disorders
3. Recognition, assessment, and treatment of anxiety disorders
4. Recognition, assessment, and treatment of substance use disorders
5. Recognition, assessment, and treatment of personality disorders

Other topical recorded lectures, directed readings and on-line learning resources providing opportunities for relevant self-directed learning include the following:

1. Psychiatric interview, mental status exam and DSM
2. Overview of psychopharmacology
3. Overview of child psychiatry
4. Risk assessment, emergency psychiatry, and capacity evaluations
5. Psychiatry and the law
6. Collaborative care
7. Somatic symptom disorders
8. Psychological testing
9. Overview of psychotherapies
10. Mental disorders due to physical illnesses
11. Overview of geriatric psychiatry

The schedule can be found in [one45](#).

Required Clinical Experiences: Procedures and Diagnoses (Px/Dx) Log

Below is a list of Px and Dx commonly encountered on the Psychiatry Clerkship, as well as an associated theme to reflect upon. If not yet encountered in a previous clerkship, each item from the list below must be completed by the end of the Psychiatry Clerkship. All highlighted Px/Dx are required to be completed during the Psychiatry Clerkship, even if encountered on previous clerkships. This means a student will be required to log an encounter for the highlighted Px or Dx items, indicating that it was seen during the Psychiatry Clerkship timeframe.

Required Procedures	Clinical Setting	Level of Responsibility	Alternative Experience	Associated Theme
Prescribing antidepressant, antipsychotic, mood stabilizing, anxiolytic and stimulant medication	Inpatient or Outpatient	Actively Participate in Care	Different Site, assigned reading and discussion with site director	Evidence-Based Medicine
I was observed taking the relevant portions of the history for a psychiatric patient	Inpatient or Outpatient	Actively Participate in Care	Different Site, assigned reading and discussion with site director	Behavioral and Social Sciences
I was observed performing the relevant portions of the physical exam and mental status exam on a psychiatric patient	Inpatient or Outpatient	Actively Participate in Care	Different Site, assigned reading and discussion with site director	Behavioral and Social Sciences

Required Diagnosis	Clinical Setting	Level of Responsibility	Alternative Experience	Associated Theme
Affective Disorders (Depression, Mania)	Inpatient or Outpatient	Actively Participate in Care	Different Site, assigned reading and discussion with site director	Behavioral and Social Sciences
Anxiety Disorders	Inpatient or Outpatient	Actively Participate in Care	Different Site, assigned reading and discussion with site director	Behavioral and Social Sciences
Personality Disorders	Inpatient or Outpatient	Actively Participate in Care	Different Site, assigned reading and discussion with site director	Behavioral and Social Sciences
Schizophrenia and Related Disorders	Inpatient or Outpatient	Actively Participate in Care	Different Site, assigned reading and discussion with site director	Behavioral and Social Sciences
Alcohol/Drug Related Disorders	Inpatient or Outpatient	Actively Participate in Care	Different Site, assigned reading and discussion with site director	Public Health, Prevention and Health Promotion
Attention Deficit/ Hyperactivity Disorders	Inpatient or Outpatient	Actively Participate in Care	Different Site, assigned reading and discussion with site director	Behavioral and Social Sciences

Px/Dx Alternative Experiences

Students are expected to meet the required clinical experiences and procedures listed on the [Global Px/Dx list](#) before advancing to fourth year. If the student does not encounter all the required clinical experiences as listed within the Px and Dx table above, completed by the end of the Psychiatry Clerkship, the student will remedy the deficiency by completing the alternative experience utilizing the process below:

1. The student is responsible for monitoring their Px/Dx log and communicating their progress and learning goals with supervising faculty throughout each clerkship. This will allow for proactive attainment of these required encounters. If an alternative experience is needed for a procedure or diagnosis, the student must notify the clerkship director or designee a minimum of seven days prior to the end of the clerkship.
2. The clerkship director will assign an alternative experience/requirement to be completed.
3. Once the alternative experience/requirement is completed, the student will log this in OASIS by selecting the type of *Patient Encounter* in the drop-down menu.

Please see section B for information related to Px/Dx compliance.

Observable Learning Activities/Other Requirements

Academic Participation	Criteria	Item(s)	Total
Required	Outlined on Evaluation Form	Observed Clinical Interview	Up to 5 points
Required	Outlined on Evaluation Form	Case Presentation	Up to 5 points
Required	Outlined on Other Cover Sheet	Diagnostic Screening Tools (some are required, remainder optional)	1 point each to maximum of 9 points
Optional	Outlined on Other Cover Sheet	Topical Paper	Up to 5 points
Optional	Outlined on Evaluation Form	Journal Article Presentation	Up to 5 points

Clerkship Specific Assessment Process

Mid-Clerkship Formative Assessment

Throughout the clerkship, faculty (including nurse practitioners and physician assistants with faculty title), and residents engaged in student teaching and supervision will provide formative feedback in a variety of formats (e.g., review of progress notes, H&P, direct observation forms, informal verbal feedback and written narratives, PRIME+ form, NCAT, etc.) that may be communicated by writing or verbally. The purpose of this feedback is to identify strengths and opportunities for improvement.

During the Psychiatry Clerkship, the student will request at least one PRIME+ formative assessment per week via [myTIPreport](#). Faculty or residents may contribute to this formative process. This will serve as an ongoing mid-clerkship formative assessment. Additionally, the clerkship director will meet with each student at a mid-point of the clerkship to check in, discuss the formative feedback, Px/Dx logging, duty hours, and any other questions or concerns the student or director may have.

Summative Clinical Assessment

Significant interaction in the Psychiatry Clerkship is defined as shared clinical assessment and treatment planning, clinical rounds, case presentations, observed patients' interviews, clinical team meetings and learning experiences, chart reviews, etc. Attending physicians (with faculty title) can complete an end-of-rotation (EOR) assessment form. In the instance that only one EOR assessment is submitted, it will need to be a collaborative assessment from the preceptors who had significant interaction with the student. When only a single faculty member has been assigned to work with a student, this faculty member must provide the assessment for the student. The clerkship EOR assessment form is distributed through [one45](#). In addition to scored attributes, skills, knowledge, etc. embedded in the EOR clinical performance evaluation form, comments from the final assessment and the PRIME+ assessments may be included as paraphrased comments in the final grade narrative.

NBME Shelf Exam

The NBME shelf exam will be offered twice at the end of the clerkship, the afternoon of the last Friday or Sunday immediately following the clerkship allowing for personalization and flexibility. See Section B of syllabus for more details. The Friday morning of the last week of the clerkship will be a dedicated study day.

Calculating the Final Grade

The clerkship grading calculator is posted in [one45](#) to provide assistance in calculating the final clerkship grade. The grading calculator is meant to be used as a tool. Final determinations will be made using the table below:

CLINICAL (50%)		REQUIRED ACTIVITIES/OTHER SCORE (20%)	EXAMINATION (30%)		COMPOSITE		FINAL GRADE
Score	Qualifies for		Score	Qualifies for	Score	Qualifies for	
≥2.6 – 3.0	Honors	≥20 points	≥88	Honors	≥91-100	Honors	Honors <i>IF</i> composite score is within Honors range, and qualifying shelf score meets at least the High Pass cutoff
≥2.3 – 2.59	High Pass		≥83	High Pass	≥86-90.99	High Pass	High Pass <i>IF</i> composite score is within High Pass range and clinical score is at least within High Pass range
≥2.0 – 2.29	Pass	Pass ≥ 12 points (≥60%)	≥69	Pass	≥64.00-85.99	Pass	Pass <i>IF</i> composite score is within Pass range and clinical score is at least within Pass range
<2.00	Fail	Fail < 12 points (<60%)	<69	Fail	<64	Fail	

The student fails the clerkship if any of the following occur:

1. The clinical score is < 2.0
2. Receive a final Level 1 on two or more different EPOs*
3. Failure of the shelf exam on both initial** and one retake attempt
4. Achievement of a score of less than 60% from the “REQUIRED ACTIVITIES/OTHER”
5. Achievement of a total composite score of Fail

*For the purpose of assessment in clerkships, an individual EPO rating of Level 1.5 will not be considered a Level 1 as defined in the [Competency Assessment Policy](#).

**A student who retakes the shelf examination due to failing on the first attempt is not eligible for a final clerkship grade of Honors or High Pass as outlined in the [Grading and Progression in Clerkships and Selectives Policy](#).

Additional Clerkship Information

Helpful Tips

- Be Involved! Take advantage of the breadth and depth of supervised clinical experiences readily available in each setting. Consider the relevance of assessing, treating, and learning comfort with psychiatric illness as you prepare for your own career path.
- Diligently review the “Welcome to the Psychiatry Clerkship” email before your first day. The email will include a summary of requirements and practical advice.
- Please don’t hesitate to reach out to your clinical site directors, the clerkship director, and coordinators with any questions.

Section B – Clerkship Policy and Resources

General Information

Prerequisites: All students must successfully pass all pre-clerkship courses* to progress to the third year and must have taken USMLE Step 1. Link to policies:

[Enrollment, Sequencing and Grading for Pre-Clerkships Policy](#)

[United States Medical Licensing Examination \(USMLE\) Timing and Failure Policy](#)

Students are responsible for their own transportation to and from, and parking fees at clinical sites as indicated in the [Clinical Site Placement and Transportation Policy](#).

Learning Environment Office

The [Learning Environment Office](#) (LEO) provides guidance, support, and information to students on professionalism issues and challenges they may face in the learning environment. The LEO supports students in the development of strong, positive professional practices with peers, faculty, patients and the broader community through effective communication and conflict management.

- Professionalism concerns may be reported directly to the course* director, the LEO liaisons or in the student evaluations of the clerkship, site, and faculty, which links to the LEO form.
- The [Learning Environment Feedback Form](#) is an online mechanism for students to report any concerns, including those about supervision, across the four-year curriculum. This mechanism ensures confidentiality and is collected directly by the LEO and allows the student to track their report through the process to action.
- A professionalism lanyard card with a LEO QR code for direct, real-time reporting of exemplary examples of professionalism or concerning professionalism/mistreatment behaviors has been distributed to each student.



The University of Arizona College of Medicine – Phoenix (COM-P) is committed to creating and maintaining an environment free of discrimination, harassment, and retaliation that is unlawful or prohibited by university policy. Please see the [Reporting Mistreatment or Harassment of Medical Students Policy](#), the [Anti-Harassment and Nondiscrimination Policy](#) and the [Professionalism Policy](#) for additional information. In addition, professional attributes are expected of all students. These attributes are within the [Teacher Learner Compact Policy](#).

Course* refers to any component of the curriculum where a grade is earned.

Educational Program Objectives

The Educational Program Objectives (EPO) are competencies and measurable objectives by which attainment of each can be assessed. The full text of COM-P EPO's can be accessed in the [Educational Program Objectives Policy](#) and requires dissemination as noted in the [Orientation to EPOs and Curricular Unit Objectives Policy](#).

In addition to EPOs, the clerkship objectives are closely tied to student learning outcomes. COM-P measures these outcomes both quantitatively (via National Board of Medical Examiners [NBME] shelf exams) and qualitatively (via behavioral competency assessments).

Attendance Requirements

All clerkship experiences are mandatory, and any absence must be recorded via the absence tracking system. To submit an absence request please use [Formsite](#).

Excused absences will be remediated with make up clinical shifts when possible, or as deemed appropriate by the clerkship director and are not to exceed 0.5 days per week on average. Exceptions to this may be considered in consultation with the clerkship director and the dean, student affairs/or designee. Please see link to the following policies:

- [Years 3 and 4 Attendance and Absence Policy](#)
- [Leave of Absence Policy](#)

Required Clinical Experiences: Procedures and Diagnosis (Px/Dx) Additional Information

COM-P, in accordance with the [Core Clinical Skills Observation Policy](#), monitors and tracks the types of patients and clinical conditions that medical students must encounter, so as to remedy any identified gaps in patients, Px or Dx across clinical sites. Details of supervision expectations for student clinical encounters can be reviewed in the [Faculty Supervision of Medical Students in Clinical Learning Situations Policy](#) and the [Faculty Supervision of Sensitive Physical Examination Policy](#). Procedures and clinical conditions will be recorded in the student's Px/Dx log and reviewed with the site or clerkship director at the mid-clerkship and end of clerkship review.

All highlighted Px/Dx on the [Global Px/Dx](#) list, and demarcated on each individual clerkship's syllabus, must be encountered on the designated clerkship, even if also encountered on previous clerkships.

Across the third year, students must encounter the assigned clinical conditions, diagnoses, and procedures at the indicated level of student responsibility. The standardized levels of student responsibility include the following:

1. **Observe and discuss:** observing the key elements of care (e.g., physical exam, procedure, etc.) as they are performed by another member of the team and discussing the case, condition, and relevant clinical aspects with the team.
2. **Actively participate in care:** observing and discussing, but also indicates increased active responsibility for the patient, such as performing a physical exam and workup, entering progress notes or history and physicals (H&Ps), presenting the patient on rounds, scrubbing into a case, and/or counseling or discussing prevention with the patient.
3. **Perform procedure:** actively participate in care and is additionally defined as the student performing the procedure with supervision.

To best prepare for the NBME shelf exams and your future career in medicine, the following scaffolding outlines the minimum understanding of each Px and each Dx. In the spirit of self-directed learning, your approach to mastery of each component is up to you.

List for each Px

1. Explain the anatomy and pathophysiology related to the Px
2. Define relevant pharmacology to the Px
3. Summarize the informed consent process (including risks, benefits, indications, and alternatives) for the Px
4. Compare associated imaging modalities for the Px
5. Analyze potential complications and prevention or management strategies for the Px
6. Understand post procedural care, patient education, and anticipatory guidance for the Px
7. THEME: Reflect upon the assigned theme objective related to Px

List for each Dx

1. Define the key epidemiological characteristics of Dx
2. List the risk factors for acquiring Dx
3. Describe the pathophysiology of Dx
4. Create a differential diagnosis algorithm for Dx
5. Develop and initiate an effective treatment plan for Dx

6. Obtain a relevant history and physical examination for Dx
7. THEME: Reflect upon the assigned theme objective related to each Dx

Assessment Process

Formative Assessments

Any significant deficiencies or concerns should be communicated by the faculty to the clerkship and/or site director with written documentation that the feedback has been provided to the student. If deficiencies or problematic issues are noted late in the clerkship, timely feedback will be given by an assessor to offer the student the opportunity to improve. Ideally this should have occurred prior to assigning a score of <2.0 on an EPO. The clerkship director maintains the ability to assign a summative Level 1 for an egregious action even late in a clerkship.

Mid-Clerkship Formative Assessment

A mid-clerkship formative assessment for each student is required as per the [Competency Assessment Policy](#). The mid-clerkship formative assessment will be completed by the clerkship director, site director, or a designated faculty member at the student's primary clinical site using COM-P mid-clerkship formative assessment form. The mid-clerkship formative assessment form is distributed through myTIPreport. The PRIME+ form will serve as the mid-clerkship formative assessment. The student's mid-clerkship performance will be reviewed by the clerkship director, and a one-on-one meeting will occur between the student and the clerkship director to review mid-clerkship feedback.

Summative Assessment

COM-P has internal deadlines for the summative assessment forms to ensure the LCME 6-week requirement is met. The end-of-rotation (EOR) form is to be completed by the faculty within two weeks of the rotation ending. This will allow clerkship directors to complete the final grades as close to the four-week mark as possible. All EOR assessment forms and the clerkship final grade form can be viewed by students in one45 six weeks after the end of the clerkship according to the [Final Grades Reporting Timeline Policy](#) in accordance with the LCME.

NBME Shelf Exam

The NBME shelf exam is an objective summative assessment associated with each clerkship. The NBME shelf exam will be offered twice at the end of the clerkship, the afternoon of the last Friday or Sunday immediately following the clerkship allowing for personalization and flexibility. Students must inform the Office of Assessment and Evaluation of which shelf exam offering they are requesting by 8 am on the final Wednesday of the clerkship. Students who do not submit the form via [Sign Up Genius](#) requesting an exam will automatically be scheduled for a Sunday afternoon shelf exam.

In case of unexpected illness or circumstance, if student is unable to sit for the NBME shelf exam as scheduled, or if technical issues arise during the examination, student should notify the exam team immediately and will work with the associate dean, clinical and competency based education and the exam team on scheduling a retake during adjacent Personal Professional Development (PPD).

What to do if an assessor is not listed in one45 or myTIPreport

Contact the COM-P coordinator (PBC-Evaluation@arizona.edu) and the clerkship director.

Conflict of Interest

It should be noted that faculty at COM-P who are family members of the student, have a personal relationship with the student, or are/have been health service providers of the student, may not be involved in the academic assessment or promotion of the medical student as described in the [Conflict of Interest - Physician-Student Personal Relationship Policy](#) and the [Conflict of Interest - Physician-Student Health Services Relationship Policy](#).

Standardized Grading Process

The final clerkship grade will be determined by the clerkship director using the composite score (consisting of clinical score, exam score, "other" score) and additional criteria for grading approved by the Curriculum Committee (explained further in the "Calculating the Final Grade" section below). The final clerkship grade will be divided into four categories: Honors, High

Pass, Pass, or Fail (H, HP, P, F). Details regarding grading in the clerkships are provided in the [Grading and Progression for Clerkships and Selectives Policy](#). Below is a listing of the components of the composite score:

1. **Clinical Score:** the clinical score accounts for 50% of the composite score and serves as the qualifier for the overall grade. The clinical score is calculated through assessment of student performance within each individual EPO. When more than one EOR form is submitted for a student, the final EPO score is determined by averaging the scores on the EOR assessment for each EPO. The clerkship director will ensure that an adequate amount of information is available prior to calculating the clinical score, which may include incorporating feedback from narrative formative feedback tools, preceptor feedback, and/or additional requested comments from faculty. After grades are submitted, no further information will be sought, nor will additional assessments be accepted.
2. **Exam Score:** the NBME shelf exam score accounts for 30% of the composite score. A student who fails the shelf examination is given the opportunity to complete a one-time retake examination (see [Examination Retake for Course, Clerkship, and Year 4 Observed Structured Clinical Examination \(OSCE\) Policy](#).) If successful on the shelf retake, a final grade no higher than "Pass" can be earned for the clerkship. (See [Grading and Progression for Clerkships and Selectives Policy](#) for additional details.)
3. **Required Activities/"Other":** the required activities/"other" score accounts for 20% of the composite score. It is the point total for the other observable learning activities specific to the clerkship. Students must attain a minimum 60% of these points to pass the clerkship.

Each component of the grade, including the composite score, will be rounded to the hundredths place except for the NBME shelf exam, which is a round number.

Calculating the Final Grade

See the clerkship-specific (section A) of the syllabus.

Additional Grading Criteria

1. To obtain a final grade of Honors a student must achieve a clinical score of Honors in addition to a composite score of Honors and a shelf exam score of at least High Pass.
2. To obtain a final grade of High Pass a student must achieve a composite score that meets the cut off for High Pass and at a minimum a clinical score of High Pass.
3. Failure of the shelf exam on both initial and one retake attempt results in Failure of the clerkship and necessitates repeat of clerkship in its entirety.

A Level 1, 1.5, 2, 2.5 or 3 is generated for each EPO based on the scale below as described in detail in the [Competency Assessment Policy](#).

Level 1 - Failure to meet even minimal expectations; the only grade that is appealable and the only grade that is tracked via advisor/dean, student affairs/Student Progress Committee

Level 1.5 - Acquiring necessary skills/behaviors to meet expectations

Level 2 - Meeting expectations

Level 2.5 - Acquiring skills/behaviors to exceed expectations

Level 3 - Exceeding expectations

For the purpose of assessment in the clinical years, an individual EPO rating of Level 1.5 will not be considered a Level 1 as defined in the [Competency Assessment Policy](#).

A final summative Level 1 can be generated for an EPO based on the following ways:

- a) If two or more separate faculty raters assign a rating of Level 1 on the same individual EPO on an EOR form, this will result in a Level 1 regardless of the average score.
- b) Assigned by the clerkship director based on prolonged demonstration of performance not meeting expectations, a substantial incident, extreme behavior, or other events that warrant the summative Level 1 as determined by the clerkship director.

Narrative Feedback

The clerkship final grade form has two separate areas which include narrative feedback. The first area includes formative comments from the EOR forms (these are not included in the Dean's Letter/Medical Student Performance Evaluation [MSPE]). The second area includes formalized summative comments which will be included in the Dean's Letter. The summative final comments are generally not a direct "cut and paste" but rather a sample summary determined by the clerkship director. The clerkship director has the discretion to include or not include comments based on their interpretation of which comments best summarize the student's performance over the entirety of the clerkship. Students are not permitted to select specific comments to be included or excluded in their narrative grade form. Students do not grade or summarize their own performance. Any concerns regarding narrative comments may be addressed to the clerkship director, dean, clinical curriculum/or designee or dean, student affairs/or designee (see the [Student Progress Committee Procedures and Process for Dismissal Policy](#) for more information).

Required Student Evaluation

Assigned student evaluation of the clerkship, sites, and didactics is required. The student must complete evaluations online in the required time frame. All comments will be expected to model constructive feedback using the W3 model and must contain references and comments to specific behaviors and/or events (positive or negative).

If the student does not complete the required assigned evaluations within one week after the end of the clerkship, the student will be assigned a formative Level 1 for the EPO targeting "giving and receiving constructive feedback" and will be required to submit the missing evaluation data in narrative form within the second week after the clerkship.

Once the student has successfully submitted their evaluation in narrative form within the second week after the clerkship the student will have successfully demonstrated meeting expectations in professionalism.

If the student has not successfully submitted their evaluation in narrative form within the second week after the clerkship the student will be considered as having not met expectations and a summative Level 1 rating for the EPO targeting "giving and receiving constructive feedback" will be automatically assigned. The Office of Assessment and Evaluation will track this and report to the clerkship director.

For more information, see the [Assessment and Evaluation of Students, Faculty and Curriculum Policy](#).

Deadline Compliance

The following must be completed as part of the clerkship requirements.

1. Duty hour logging is due at the end of the rotation by **Sunday at 11:59pm**. See the [Duty Hours Policy](#) for specifics regarding duty hour limits, documentation of hours, and a FAQ section.
2. Required Px/Dx logging is due at the end of the rotation by **Sunday at 11:59pm**.

NOTE

- **A formative Level 1** will be given if the duty hour or Px/Dx log requirement is not completed by the end of the rotation **Sunday at 11:59pm**. The student will have until Tuesday at 11:59pm following the conclusion of the clerkship to remediate the duty hour or Px/Dx logging requirement. All logs must be completed accurately.
 - **A summative Level 1** will be given for any failure to properly complete the duty hour or Px/Dx log requirement by **Tuesday at 11:59pm** following the completion of the clerkship. **A grade of Incomplete** will be given until requirements are met.
 - The Level 1 will be on a single professionalism EPO related to accountability. Compliance with these deadlines will be determined by the clinical and competency based education (CCBE) team and reported to the Office of Assessment and Evaluation.
 - A summative Level 1 will be taken into account as part of a comprehensive assessment and final grade. All summative, or "final" Level 1 ratings are tracked by the Office of Assessment and Evaluation in collaboration with the Office of Student Affairs. Cumulative Level ratings are retained throughout the student's enrollment. See [Competency Assessment Policy](#).
3. Completion of the mid-clerkship feedback forms (PRIME+) (see the [Competency Assessment Policy](#)).

4. Completion of assigned site, faculty, and end of the clerkship evaluations (see the [Assessment and Evaluation of Students, Faculty and Curriculum Policy](#)).

Additional Resources

Rural Health Professions Program

Students scheduled for rural rotations must complete required documents and attend a rural rotation orientation. Housing expenses are supported by the Rural Health Professions Program (RHPP) and funded by [Arizona Area Health Education Centers](#) (AzaHEC). Students are responsible for damages and incidental charges. Housing options vary depending on rotation location. In most cases, it is pre-arranged by RHPP staff; in others, the preceptor or health center hosting the student provides housing (occasionally in the home of the faculty). Occasionally, students are asked to make their own arrangements. At times, housing options are limited and may require sharing common areas and bathrooms with other students. Individualized accommodation requests cannot be guaranteed, therefore flexibility and a resilient attitude regarding housing are key to having a great experience. Once housing has been secured, changes are generally not allowed less than six weeks prior to the rotation. In addition to housing, AzaHEC also funds one round trip to and from the rural site and a small stipend applied to the student's bursar's account.

Contact Information: Director, RHPP - Jonathan Cartsonis, MD
Email: jcartsonis@arizona.edu, Phone: 602-684-0598

Urgent/Emergent Health Care Services

On-Campus and in the Immediate Phoenix Area

Students can access the list of local healthcare services on the COM-P [website](#). Students are given a rectangular card that contains a list of emergency contact numbers and local healthcare service addresses and phone numbers. This card is placed in their identification holder along with a COM-P identification badge to allow easy access to healthcare information while at instructional sites. All information is also accessible on the wellness website at wellness.arizona.edu.

For a list of emergency contact numbers please visit the COM-P website at the following link: [Security - Emergency Numbers](#)

Off-Campus Outside of the Metro Phoenix Area

Students who are in need of urgent/emergent healthcare services, or other healthcare services, while on a remote/rural rotation can find healthcare resources on the site description website: [Clerkship Resources](#)

Students may also contact the dean, student affairs or dean, clinical curriculum/or designees.

All sites are assessed for student safety. Details of this assessment are included in the [Training Site Safety Policy](#). Faculty shall not provide health services for students if they are directly involved in the assessment of the students; however, in the event of an emergency, faculty should perform services to stabilize a student until the appropriate transfer of care can occur. Please see the [Conflict of Interest - Physician-Student Health Services Relationship Policy](#).

COM-P requires that all students have an updated immunization record. Please see the [Immunization and Health Screening Policy](#) for details regarding the contents of the record.

In the event of any exposure to blood/bodily fluids through needle stick, inhalation, mucus membrane or skin exposure, or percutaneously, students must follow the required procedures as indicated in the [Student Exposure to Potentially Infectious Agents and/or Hazardous Materials Policy](#), with steps also outlined on the student occupational exposure procedure card that each student receives at the beginning of their clerkship year.

Expectations for Mobile Communication

The student must always be reachable during usual extended work hours and on-call hours, and if in a clinical setting, the student should respond within 15 minutes. Most students opt to provide their mobile number for texts; however, the pager and/or voice capability of the cell phone must be functional and available i.e., on the student's person for calls/pages daily. Not responding to calls or pages will be viewed as a deficit in *interpersonal skills and communication*, as well as *professionalism*. This may be reflected in the student's overall assessment (grade). Students who are unable or unwilling to utilize their personal mobile device while in their clinical rotation should reach out to the dean of student affairs/or designee to discuss alternatives.

Accessibility and Accommodations

The University of Arizona strives to make learning experiences as accessible as possible. If there is anticipation or experience of barriers based on disability or pregnancy, please contact the disability resource center (520-621-3268, <https://drc.arizona.edu/>) to establish reasonable accommodations.

one45: Curriculum Management System

one45 is the curricular management system used to manage evaluations, EOR assessments, final grade forms, and may be used to access learning materials and schedules. In clerkships using only one45 for learning materials, general information about the clerkship rotations, such as syllabi, site information, learning objectives, materials for didactic sessions, links, etc. will be attached as handouts to each clerkship "course" under handouts and links within one45. one45 can be accessed at the web address: [one45](#).

Clerkships additionally using D2L may house this information through the D2L clerkship page. D2L can be accessed at the web address: [D2L](#)

Assessments are collected via one45, and automatic emails are sent to the attendings with instructions and reminders to complete. A list of pending and completed assessments can be reviewed in one45, if applicable. Students will use OASIS to log observed Px/Dx at clinical sites and duty hours. Students can use their smartphones to make log entries on-the-go, if allowed by site policy where the student is rotating.

OASIS: Course Schedule

COM-P uses a web-based scheduling system, OASIS. OASIS maintains site information, student schedules, course catalog, and various other details that are pertinent to the clinical rotations. OASIS has detailed, up to the minute course information and allows students to request schedule changes. All students will use this resource for any scheduling purpose throughout their 3rd and 4th year of clinical rotations. OASIS can be accessed on the web address: [OASIS](#)

myTIPreport Formative Assessment Application

myTIPreport is an application (app) used by COM-P to collect formative assessments and EOR student self-assessment/reflection for the clerkship rotations. myTIPreport can be accessed via the app and at the web address: [myTIPreport](#)

Formative assessments are collected via myTIPreport, and automatic emails are sent to faculty, fellows, or residents with instructions and reminders to complete. A list of pending and completed assessments can be reviewed in myTIPreport.

Student Use of University Sponsored Educational Material

Statement of copyrighted materials: All lecture notes, lectures, study guides and other course materials (besides the required reading) disseminated by the instructor to the students, whether in class or online, are original materials and reflect the intellectual property of the instructor or author of those works. All readings, study guides, lecture notes, and handouts are intended for individual use by students. These materials may not be distributed or reproduced for commercial purposes without the express consent of the instructor. Students who sell or distribute these materials for any use other than their own are in violation of the [Arizona Board of Regents Intellectual Property Policy](#). Violations of the instructors' copyright may result in course sanctions and violate the Code of Academic Integrity.

Use of Video Recordings of Students

Recordings of certain simulation activities, by the University of Arizona College of Medicine-Phoenix, for the purposes of academic assessment are required and students may not opt-out. These videos and/or audio recordings are a part of the educational record, and subject to the privacy provisions under the Family Educational Rights and Privacy Act (FERPA). If you have questions regarding the video recording of classroom simulations, please contact the Office of Clinical Curriculum for Years 3 and 4.

Student Code of Conduct

Medical students are required to follow the policies and codes of conduct governing all students at the University of Arizona. In addition, medical students are also bound by the COM-P [Code of Conduct and Procedures for the Honor Code](#) Committee.

COM-P recognizes the existence of generative artificial intelligence (AI) tools (e.g., ChatGPT & Grammarly) and the educational benefits they can provide when used ethically. It is imperative any use of generative AI is appropriately disclosed and referenced (e.g., APA, Chicago, MLA). Use of generative AI without citation is considered a form of plagiarism and therefore a breach of Academic Integrity. Students are advised to review assignment instructions for specific guidelines concerning the use of generative AI.

COM-P requires medical students to abide by the professional standards required of physicians under Arizona law students must also abide by A.R.S 32-1401, et.seq. which can be accessed at: <http://www.azleg.gov/arsDetail/?title=32>