



ADMISSIONS SUMMARY

CLASS PROFILE

6,426

Applied

4,126

Secondaries
Completed

448

Interviewed

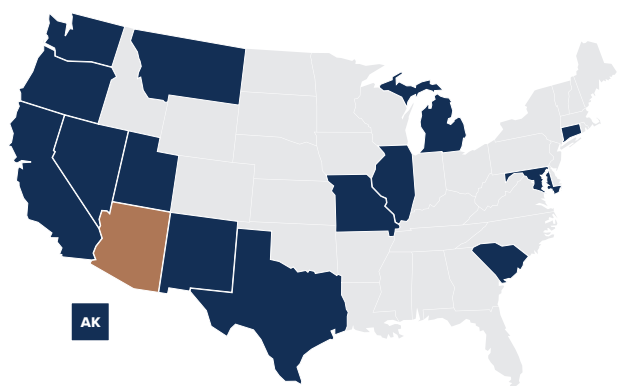
170

Direct Offers

120

Matriculated

Class Geography

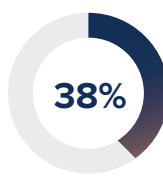


Class Composition

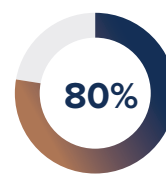
51% FEMALE

49% MALE

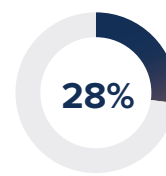
24 AVERAGE AGE
Age Range 19–39 years



Reapplicant



Gap Year(s)



Graduate Degrees

Primary Undergraduate School

31

Arizona State University

12

UC–Los Angeles

11

University of Arizona

6

UC–Berkeley

5

University of
Southern California

4

UC–Davis

4

Northern Arizona
University

Dimensions of Diversity

64%

of the class meets one or more dimensions

19% Underrepresented
in Medicine (URM)

36% Educationally

46% Socioeconomically

4% Rural Upbringing

Some students are captured in more than one dimension

3.74

Overall GPA

3.68

GPA Science

100%

CLINICAL

100%

LEADERSHIP

515

MCAT

Range 501 – 525

90th

Percentile

Based on national MCAT scores

98%

RESEARCH

98%

VOLUNTEER