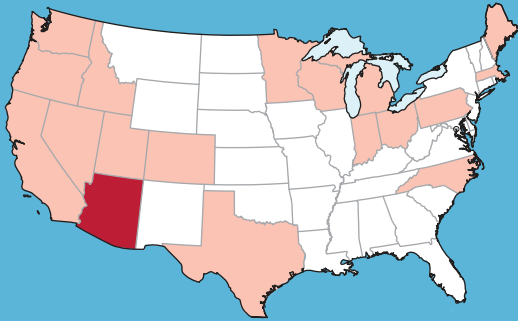




THE UNIVERSITY OF ARIZONA
College of Medicine
Phoenix

ADMISSIONS SUMMARY 2024 CLASS PROFILE

CLASS GEOGRAPHY



6,148 : APPLIED

3,866 : SECONDARIES COMPLETED


396 : INTERVIEWED

184 : ACCEPTED

100 : MATRICULATED

CLASS COMPOSITION

57%
FEMALE



43%
MALE

DIMENSIONS OF DIVERSITY

60% OF THE CLASS MEETS ONE
OR MORE DIMENSIONS

UNDERREPRESENTED
IN MEDICINE

15%

50%

SOCIOECONOMIC

EDUCATION

30%

10%

RURAL UPBRINGING

SOME STUDENTS ARE CAPTURED IN MORE THAN ONE DIMENSION.

RE-
APPLICANTS

31%

GAP
YEAR(S)

65%

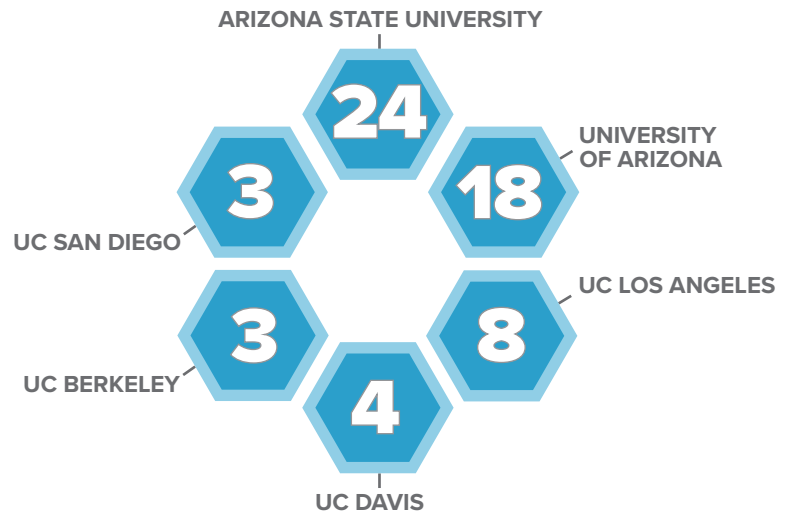
GRADUATE
DEGREES

25%

UNDERGRADUATE COLLEGES REPRESENTED

NUMBER OF UNIVERSITIES REPRESENTED: 41

UNIVERSITIES WITH MOST STUDENTS REPRESENTED:



ACADEMIC PROFILE

3.72
GPA
OVERALL

RANGE:
2.96 - 4.00

3.66
GPA
SCIENCE

RANGE:
2.88 - 4.00

514
MCAT

RANGE:
497 - 523

24
AGE

RANGE:
19 - 33